















































CAN LINER SELECTION GUIDE

CONTAINER	CAPACITY	LINER SIZE	CONTAINER	CAPACITY	LINER SIZE	CONTAINER	CAPACITY	LINER SIZE
ICE BUCKETS			ROUND HUSKEE™			ROUN'TOP™		
	3-QT 6 1/2" sq x 5 1/2"h	12" x 12"		10 gal 15 3/4" dia x 17 1/2" h	24" x 33"		15 gal 16" dia x 37 1/2h	30" x 37"
WASTEBASKETS				20 gal 19 1/2" dia x 22 1/2"h	30" x 37"		21 gal 18" dia x 41 1/2"h	26" x 43"
	Rectangular Small, 3.5 gal 11 3/8" x 8 1/4" x 12 1/8"h	20" x 22"		32 gal 22" dia x 27 3/8" h	33" x 40"	CARTS		
	Rectangular Medium, 7 gal 14 3/4" x 10 1/4" x 15" h	24" x 24"		44 gal 24" dia x 31 1/2"h	40" x 48"		25 gal Janitor Cart	33" x 40"
	Rectangular Large, 10 gal 15 1/4" x 11" x 19 7/8"h	24" x 33"		55 gal 26 1/2" dia x 33"h	43" x 48"		X-Frame Cart 26" x 25 1/2" x 36"h	50" x 50"
	Round, Metal, 6.5 gal 13 1/2" dia x 14 1/2H	20" x 22"	WALL HUGGER™				30 gal Liner Cart 18" x 8" x 43"h	26" x 43"
	Rectangular, Metal 7.5 gal 17" x 8" x 15"h	24" x 24"		Half Round, 21 gal 21 3/4" x 12" x 28 5/8"h	33" x 40"		38 gal Liner Cart 18" x 12" x 46"	33" x 40"
STEP-ON CONTAINERS				Rectangular, 23 gal 20" x 11" x 30"h	33" x 40"	DRUMS		
	4.5 gal 13 1/4" x 15 3/8"	24" x 33"	SWINGLINE™				55 gal	36" x 60"
	8 gal 16 1/4" x 15 3/4" x 17 1/8"	24" x 33"		Square Base, 25 gal 16 1/2" sq x 26 7/8"h	33" x 40"		60 gal	38" x 60"
	12 gal 16 1/4" x 15 3/4" x 23 5/8"	30" x 37"		Square Base, 32 gal 16 1/2" sq x 31 3/4"h	40" x 48"	ASPEN CONTAINER		
	18 gal 19 3/4" x 16 1/8" x 26 1/2"	30" x 37"	HUSKEE™ SQUARE				29 gal 21" sq x 40"h	40" x 48"
	23 gal 19 3/4" x 16 1/8" x 32 1/2"	30" x 37"		32 gal 21 1/2" sq x 22 1/2"h	43" x 48"		38 gal 26" sq x 40"h	43" x 48"
MEDI-CANS®			TILT-N-WHEEL™			LANDMARK SERIES™		
	Round, 3.5 gal 10" dia x 15 3/4" h	20" x 22"		50 gal 23" x 27 1/4" x 41"h	48" x 55"		35 gal 19 1/2" sq x 28 1/2"h	37" x 46"
THE DEFENDERS®			KING KAN®				45 gal 19 1/2" sq x 34 1/4"h	40" x 48"
	Square, 7 gal 12" sq x 17"h	24" x 33"		35 gal 20" sq x 39 1/2"h	40" x 48"	WASTEMASTER™		
	Square, 12 gal 12" sq x 23"h	24" x 33"		50 gal 23 3/4" sq x 40 1/2"h	43" x 48"		14 gal w/liner 14" sq x 35 1/2"h	30" x 37"
	Square, 24 gal 15" sq x 30"h	33" x 40"		65 gal 28 1/2" x 25 1/2" x 43 1/2"h	50" x 50"		24 gal w/o liner 14" sq x 35 1/2"h	30" x 37"
UNTOUCHABLES®			GLUTTON® CONTAINER			ASH/TRASH CONTAINERS		
	Round Base, 22 gal 15 3/4" dia x 30 1/8"h	30" x 37"		56 gal 25 1/2" x 22 3/4" h	43" x 48"		15 gal 15" dia x 38" h	30" x 37"
	Square Base, 19 gal 15 1/2" sq x 24"h	30" x 37"	GALVANIZED GARBAGE CAN				21 gal 18" dia x 42 1/4"h	33" x 40"
	Square Base, 50 gal 19 1/2" sq x 34 1/4"h	43" x 48"		31 gal 21" x 27"	33" x 40"		Steel Smoke Urn, 3.5 gal 10" dia x 27" x	24" x 33"
	Profile Wallmount, 15 gal 19 1/2" x 11 7/8" x 32 5/8"h	33" x 40"					Aspen, 2.5 gal 10" sq x 24" h	24" x 24"
							Aspen, 12 gal 13 1/2" sq x 32"h	30" x 37"